






















Tip Chart for CP-11TT – Pg. 1

Tip PN & Description	Pressure		Capacity 1-Nozzle (L per Minute)	Top View of Tip	Full View of Tip
	(PSI)	(BAR)			
CP256-0006 Straight Stream (lite gray)	30	2.07	1.97		
	40	2.76	2.27		
	50	3.45	2.53		
	60	4.14	2.76		
CP256-0008 Straight Stream (white)	30	2.07	2.61		
	40	2.76	3.03		
	50	3.45	3.37		
	60	4.14	3.71		
CP256-0010 Straight Stream (battleship gray)	30	2.07	3.29		
	40	2.76	3.79		
	50	3.45	4.47		
	60	4.14	4.66		
CP256-0012 Straight Stream (orange)	30	2.07	3.94		
	40	2.76	4.54		
	50	3.45	5.37		
	60	4.14	5.56		
CP256-0015 Straight Stream (lime green)	30	2.07	4.92		
	40	2.76	5.68		
	50	3.45	6.36		
	60	4.14	6.96		
CP256-0020 Straight Stream (lite yellow)	30	2.07	6.55		
	40	2.76	7.57		
	50	3.45	8.49		
	60	4.14	9.27		
CP256-0025 Straight Stream (bright blue)	30	2.07	8.21		
	40	2.76	9.46		
	50	3.45	11.17		
	60	4.14	11.58		

Images enlarged to show detail.

Tip PN & Description	Pressure		Capacity 1-Nozzle (L per Minute)	Top View of Tip	Side View of Tip	Full View of Tip
	(PSI)	(BAR)				
CP256-8002 80° Tip (Only available in 80°) (yellow)	30	2.07	.64			
	40	2.76	.76			
	50	3.45	.83			
	60	4.14	.91			
CP256-8003 80° Tip (Only available in 80°) (royal blue)	30	2.07	.98			
	40	2.76	1.14			
	50	3.45	1.29			
	60	4.14	1.40			
CP256-2004 20° Tip (red)	30	2.07	1.32			
	40	2.76	1.51			
	50	3.45	1.70			
	60	4.14	1.85			
CP256-4004 40° Tip (red)	30	2.07	1.32			
	40	2.76	1.51			
	50	3.45	1.70			
	60	4.14	1.85			
CP256-8004 80° Tip (red)	30	2.07	1.32			
	40	2.76	1.51			
	50	3.45	1.70			
	60	4.14	1.85			
CP256-110-4 110° Tip (red)	30	2.07	1.32			
	40	2.76	1.51			
	50	3.45	1.70			
	60	4.14	1.85			
CP256-8005 80° Tip (Only available in 80°) (brown)	30	2.07	1.63			
	40	2.76	1.89			
	50	3.45	2.12			
	60	4.14	2.31			

Images enlarged to show detail.

Tip PN & Description	Pressure		Capacity 1-Nozzle (L per Minute)	Top View of Tip	Side View of Tip	Full View of Tip
	(PSI)	(BAR)				
CP256-2006 20° Tip (lite gray)	30	2.07	1.97			
	40	2.76	2.27			
	50	3.45	2.53			
	60	4.14	2.76			
CP256-4006 40° Tip (lite gray)	30	2.07	1.97			
	40	2.76	2.27			
	50	3.45	2.53			
	60	4.14	2.76			
CP256-8006 80° Tip (lite gray)	30	2.07	1.97			
	40	2.76	2.27			
	50	3.45	2.53			
	60	4.14	2.76			
CP256-110-6 110° Tip (lite gray)	30	2.07	1.97			
	40	2.76	2.27			
	50	3.45	2.53			
	60	4.14	2.76			
CP256-2008 20° Tip (white)	30	2.07	2.61			
	40	2.76	3.03			
	50	3.45	3.37			
	60	4.14	3.71			
CP256-4008 40° Tip (white)	30	2.07	2.61			
	40	2.76	3.03			
	50	3.45	3.37			
	60	4.14	3.71			
CP256-8008 80° Tip (white)	30	2.07	2.61			
	40	2.76	3.03			
	50	3.45	3.37			
	60	4.14	3.71			
CP256-110-8 110° Tip (white)	30	2.07	2.61			
	40	2.76	3.03			
	50	3.45	3.37			
	60	4.14	3.71			

Images enlarged to show detail.

Tip PN & Description	Pressure		Capacity 1-Nozzle (L per Minute)	Top View of Tip	Side View of Tip	Full View of Tip
	(PSI)	(BAR)				
CP256-2010 20° Tip (battleship gray)	30	2.07	3.29			
	40	2.76	3.79			
	50	3.45	4.47			
	60	4.14	4.66			
CP256-4010 40° Tip (battleship gray)	30	2.07	3.29			
	40	2.76	3.79			
	50	3.45	4.47			
	60	4.14	4.66			
CP256-8010 80° Tip (battleship gray)	30	2.07	3.29			
	40	2.76	3.79			
	50	3.45	4.47			
	60	4.14	4.66			
CP256-2012 20° Tip (orange)	30	2.07	3.94			
	40	2.76	4.54			
	50	3.45	5.37			
	60	4.14	5.56			
CP256-4012 40° Tip (orange)	30	2.07	3.94			
	40	2.76	4.54			
	50	3.45	5.37			
	60	4.14	5.56			
CP256-8012 80° Tip (orange)	30	2.07	3.94			
	40	2.76	4.54			
	50	3.45	5.37			
	60	4.14	5.56			
CP256-2015 20° Tip (lime green)	30	2.07	4.92			
	40	2.76	5.68			
	50	3.45	6.36			
	60	4.14	6.96			
CP256-4015 40° Tip (lime green)	30	2.07	4.92			
	40	2.76	5.68			
	50	3.45	6.36			
	60	4.14	6.96			
CP256-8015 80° Tip (lime green)	30	2.07	4.92			
	40	2.76	5.68			
	50	3.45	6.36			
	60	4.14	6.96			

Tip PN & Description	Pressure		Capacity 1-Nozzle (L per Minute)	Top View of Tip	Side View of Tip	Full View of Tip
	(PSI)	(BAR)				
CP256-2020 20° Tip (lite yellow)	30	2.07	6.55			
	40	2.76	7.57			
	50	3.45	8.49			
	60	4.14	9.27			
CP256-4020 40° Tip (lite yellow)	30	2.07	6.55			
	40	2.76	7.57			
	50	3.45	8.49			
	60	4.14	9.27			
CP256-8020 80° Tip (lite yellow)	30	2.07	6.55			
	40	2.76	7.57			
	50	3.45	8.49			
	60	4.14	9.27			
CP256-4025 40° Tip (bright blue)	30	2.07	8.21			
	40	2.76	9.46			
	50	3.45	11.17			
	60	4.14	11.58			
CP256-8025 80° Tip (bright blue)	30	2.07	8.21			
	40	2.76	9.46			
	50	3.45	11.17			
	60	4.14	11.58			
CP256-4030 40° Tip (tan)	30	2.07	9.84			
	40	2.76	11.36			
	50	3.45	13.4			
	60	4.14	13.89			
CP256-8030 80° Tip (tan)	30	2.07	9.84			
	40	2.76	11.36			
	50	3.45	13.4			
	60	4.14	13.89			
CP256-6040 60° Tip (clear)	40	2.76	15.14			

Images enlarged to show detail.

Contact your [dealer](#) to order tips.